


How to Replace or Upgrade Tags

The NLMD-LT records the replacing of tags and reports them in the on line holding register. Tags can be replaced due to a failure or loss of the tag, and tags may be replaced due to upgrade them from one type of tag to another (i.e. electronic slaughter tag to full EID tag).

To record a tag replacement, you select the “Replace Tag” option under the “Manage Animal” menu item.

The replace tag form has options for “Replacement” or “Upgrade”.

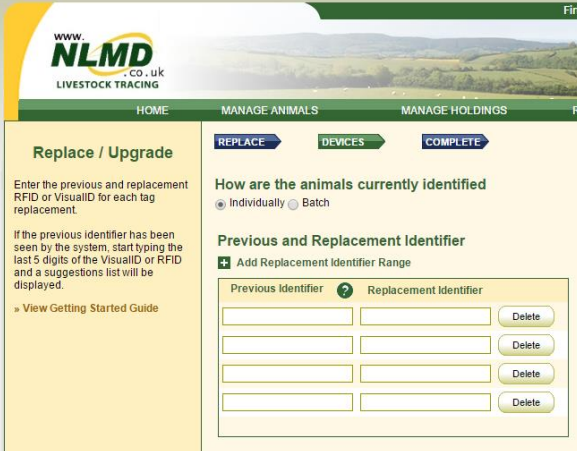
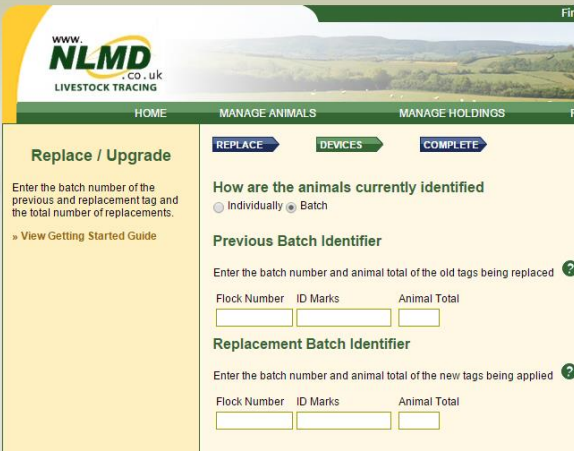


Replacing Tag

To replace a tag, select the “Replacement” radio button. You need to select the holding number that the replacement occurred on and the species of the animal that the tags belong to.

You must select the replacement date and the reason why the tags were replaced. You can optionally leave a comment as well.

When the details are entered, click the “Next” button.

Replacing Individually Identified Tags	Replacing Batch Tags
	
<p>Select “Individually” to how the animals are currently identified. Then record the individual numbers of the old tag and the new tag. If you do not know the old tag, you can leave it blank.</p>	<p>Select “Batch” to how the animals are currently identified. Then enter the old and new flock number.</p>

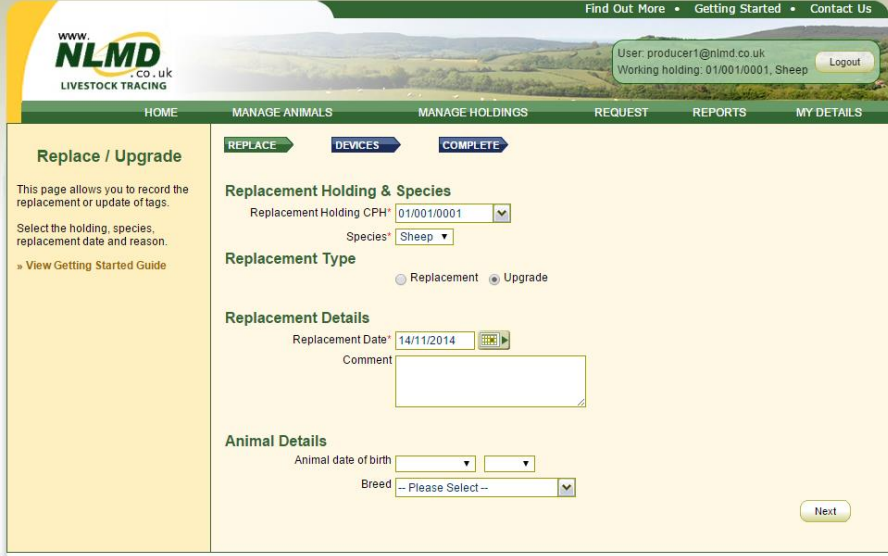
Clicking the “Next” button will submit the request to save the replacement.


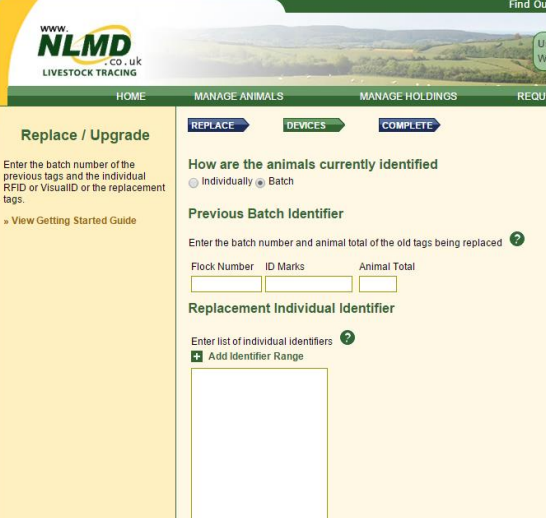
Upgrading Slaughter Tags to Full EID Tags (Sheep & Goats only)

To upgrade tags, select the “Upgrade” radio button.

You need to select the holding the animal is on when it was upgraded and the species of the animals being upgraded.

You need to record the replacement date and optionally leave a comment.



Upgrading a Batch Tag	Upgrading EID Slaughter to Full EID Tag
	
<p>Select “Batch” to how the animals are currently identified. Then enter the batch number and total old tags. Next enter the replacement tag numbers (one per line)</p>	<p>Select “Individually” to how the animals are currently identified. Then enter both the EID numbers of the EID Slaughter and Full EID tags.</p>

Clicking “Next” will submit the upgrade request.